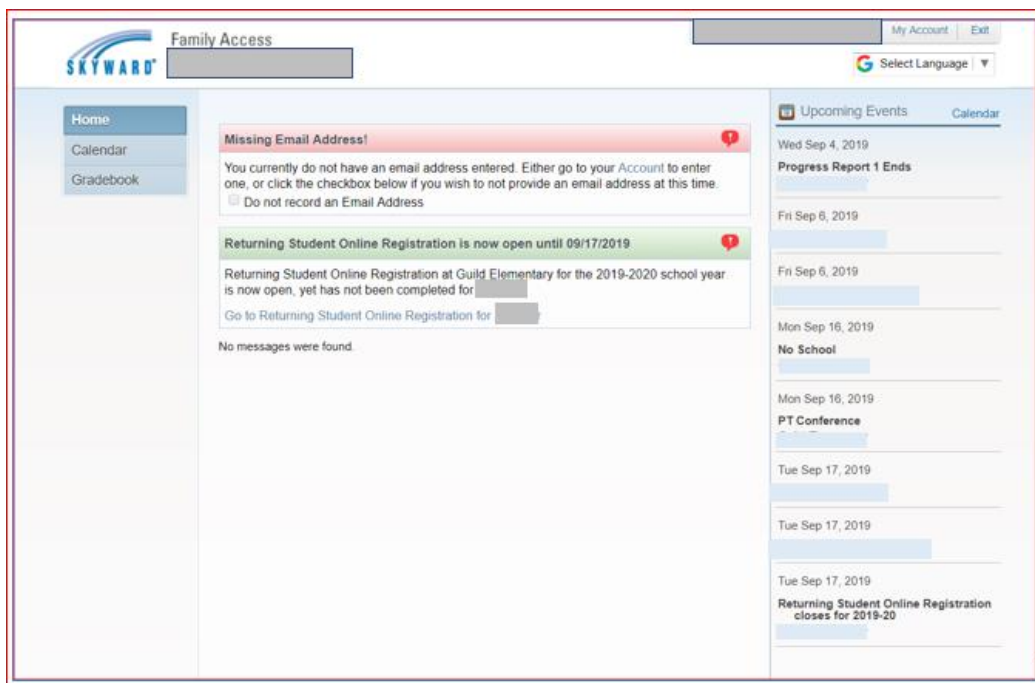


To View Your Student's Progress Report and Grades from Your Computer

On your computer, go to the www.sumnerschools.org website and click on **Parents & Students** on the top bar. Then under the **Connect** heading click on *Skyward Student Information System*. Using the login information given to you at registration, type your username and the password you set at registration.

Once Logged in you should see a screen that looks similar to this.



At this time, please take a moment to correct or add missing information concerning your email address or completing the registration process. Then click on **Gradebook**.

Please note that grades posted to the report card are in bold (only on the report card, not progress reports). Current grades are **highlighted**. The book symbol means no grades have yet been assigned.

Language and Conventions	4
Phonics and Word Recognition	4
Show Elements	
Word Composition Spelling and Handwriting	3
Show Elements	
M1L8 FQT#2 Due: 08/30/2019 (Q1)	3
M1L4 FQT Due: 08/30/2019 (Q1)	3
Grammar	3
Show Elements	
M1L8 FQT#2 Due: 08/30/2019 (Q1)	3
M1L4 FQT Due: 08/30/2019 (Q1)	3
Sentences/Paragraphs	3
Show Elements	
M1L8 FQT#2 Due: 08/30/2019 (Q1)	2
M1L4 FQT Due: 08/30/2019 (Q1)	3

The darker color represents the overall grade for the student in that academic subject.

The lighter areas represent the standards within the academic area.

The lightest areas are specific assignments or tests given in that reporting period.

To see specifics about an assignment, click on the assignment

Event Details	
Language-5 (Period 2) Kelly Koch	
M1L8 FQT#2	
5.FL.WC.4ab Word Composition 5.FL.SC6a-i Grammar 5.FL.SC.6j Paragraphs 5.FL.VA.7c Academic Vocabulary 5.RI.KID.1 Questioning, Inference, and Interpretation 5.RI.KID.3 Story Elements 5.W.TTP.2a-g Informative/Explanatory 5.W.PDW.4 Task, Purpose, and Audience 5.W.RBPK.9 Assess and Organize Information	
Subject:	Language and Conventions
Skill:	Grammar
Assign Date:	Mon Aug 5, 2019
Date Due:	Fri Aug 30, 2019
Weight:	1.00
Absent:	

For more information please go to the link below.

Parent Gradebook Access Video:

<https://www.skyward.com/parents-and-students/family-access-toolkit/parents/video/checking-grades>

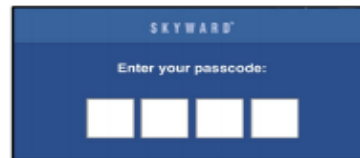
Skyward Mobile App Directions

Skyward Mobile Access App Instructions


1. Download the app from the appropriate store onto your device. The Skyward Mobile Access app is available from the iTunes Store, the Google Play Store, and the Amazon App Store. This app will give parents the ability to see their child's grades, and attendance on their mobile phone or other mobile device.



2. Set a 4-digit passcode. This code is required each time you access the app.




3. Choose **Add an Account**. You can search by current location, postal code or district name (Alachua).



4. Enter your Family Access Login and Password.

- You can give this account a description, such as "Family Access." Click Save.
- Please note that the login and password credentials are saved on the device, hence the need for the passcode created above.



5. Select the **Family Access** module.

- Once the gradebook is available, you will be able to see your student's grades and assignments.
- A tutorial is available in the App.



App Download Video: <https://www.skyward.com/parents-and-students/family-access-toolkit/parents/video/checking-grades>